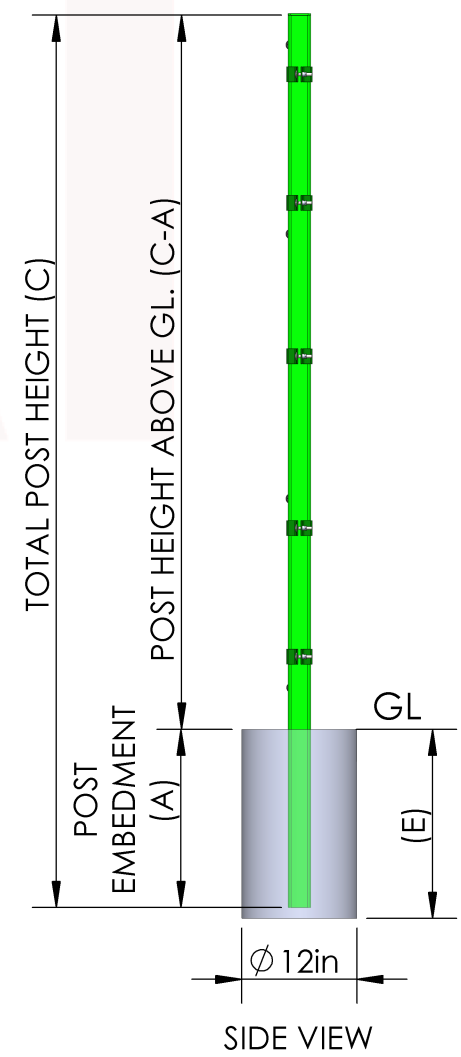

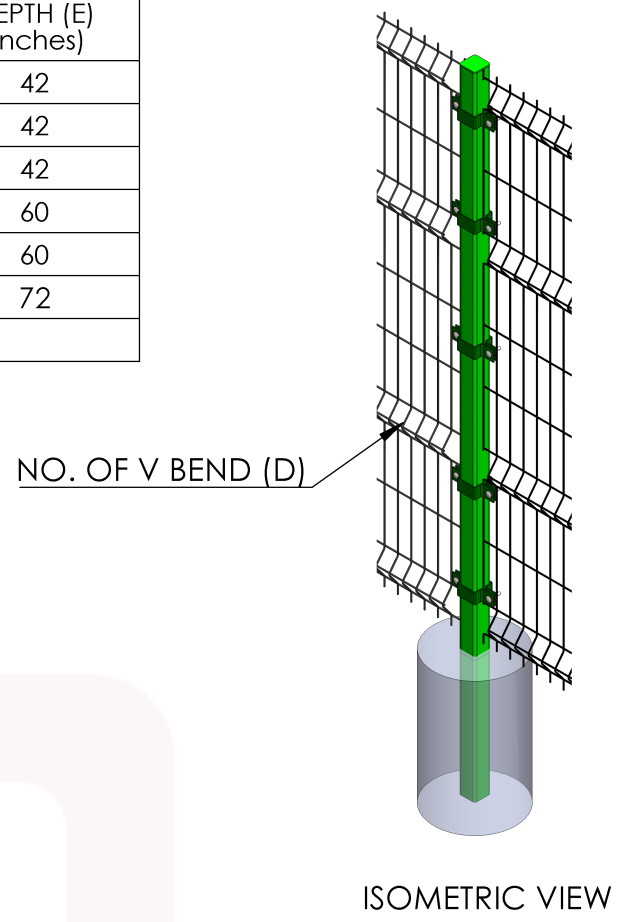
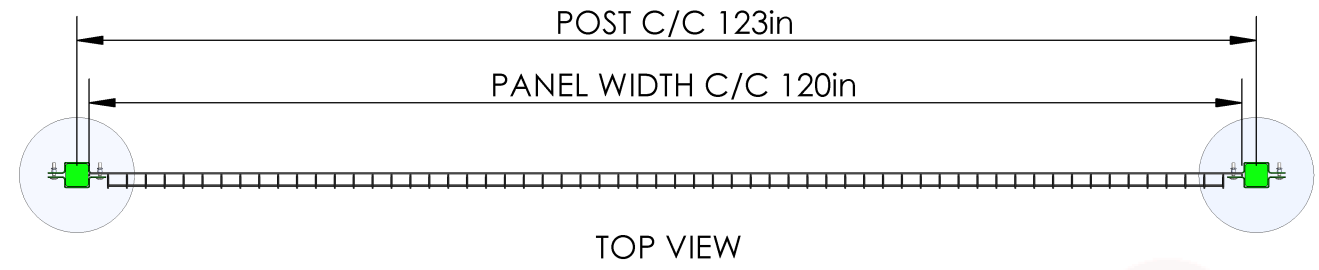


SYSTEM HEIGHT	POST EMBEDMENT (A) (inches)	PANEL HEIGHT (B) (inches)	TOTAL POST HEIGHT (C) (inches)	NO. OF V BEND(D)	FOUNDATION DEPTH (E) (inches)
4 FT	36	48	84	2	42
5 FT	36	60	96	3	42
6 FT	36	72	108	4	42
7 FT	48	89	132	4	60
8 FT	48	96	144	4	60
10 FT	60	120	180	5	72
ABOVE 10FT	AVAILABLE ON REQUEST				

NOTES: GENERAL
 • ALL DIMENSIONS ARE IN inches UNLESS SPECIFIED

SR.NO	ITEM	DESCRIPTION
1	FENCE POST	BASED ON APPLICABLE HEIGHT & WIND LOAD, 2-3/8" TO 4" SQUARE HOLLOW SECTION AS PER ASTM A500.
2	PANEL	MESH SIZE : 2"x8" WIRE Ø: 8ga TO 6ga
3	CLAMP	TO SUIT WITH POST.
4	NUT & BOLT	5/16" x 1-3/8" LONG MUSHROOM HEAD BOLT WITH SECURITY NUT & WASHER.
5	POST CAP	TO SUIT WITH POST.



THIS DRAWING, AND INFORMATION HERewith, MAY BE COVERED BY A PATENT OR PATENT PENDING DESIGNATION, AND IS ALSO CONFIDENTIAL AND PROPRIETARY IN NATURE. THE INFORMATION CONTAINED IN THIS DRAWING IS THE SOLE PROPERTY OF A1 AMERICAS SECURITY GROUP, LLC. ANY REPRODUCTION IN PART OR AS A WHOLE WITHOUT THE WRITTEN PERMISSION OF A1 AMERICAS SECURITY GROUP, LLC. IS PROHIBITED.



9727 TANNER RD.
HOUSTON, TX 77041

DRAWING TITLE : A1 ARC I		
DRAWING NO. : WM09230007R0		
SCALE : NTS		
SHEET NO. : 1 OF 1		
PROJECTION :		
	DESCRIPTION :	DATE :
DRAWN BY :	RAJ ACHARYA	05.13.2024
CHECKED BY :	ARPIT MITTAL	05.13.2024
APPROVED BY :	RUPESH TALAGERI	05.13.2024